

# Showroom Guide

A quick reference to  
door styles, material and finishes.



**Design·Craft**<sup>®</sup>

Great design. Greater capacity.

# EXPLORE limitless possibilities.

Design-Craft gives you room to explore a constellation of possibilities. Bring tomorrow's trends to today's cabinetry with forward-thinking materials that push the boundaries of design technology. Envision a multitude of design options with door styles ranging from traditional raised panel styles to contemporary slab profiles. Create a space that showcases your personal style with finish choices including classic wood stains, cutting-edge acrylics, premium hardwood veneers, specialty finishes, and more. The only limit is your imagination.

Great design. Greater capacity.



EXPLORE:	wood & MDF door styles . . . . .	4
	wood species & MDF . . . . .	8
	exclusive materials . . . . .	21
	premium veneer & MDF . . . . .	22
	thermofoil . . . . .	26
EXPERIENCE:	frameless craftsmanship . . . . .	28



## ONE STYLE Four Options

Design-Craft makes it easy to transcend the everyday with a wide selection of door options. Start by selecting a door frame, then choose your center panel—raised, beaded, flat, or reverse raised. Raised panel suits classic styling, beaded offers quaint and casual warmth, and flat or reverse raised panel looks streamlined and simplified.

Add interest to your design by using one panel style for the kitchen perimeter and accent with a different center panel for the island. With panel options available on a variety of Design-Craft doors, it's fun and easy to create looks for every personality and architectural style.

PANEL TYPE / WOOD SPECIES / PRICE GROUP

DOOR STYLE	FLAT PANEL							REVERSE RAISED						RAISED						BEADED								
	CHERRY	HICKORY	KNOTTY ALDER	MDF	MAPLE	OAK	QS OAK	CHERRY	HICKORY	KNOTTY ALDER	MDF	MAPLE	OAK	QS OAK	CHERRY	HICKORY	KNOTTY ALDER	MDF	MAPLE	OAK	QS OAK	CHERRY	HICKORY	KNOTTY ALDER	MDF	MAPLE	OAK	QS OAK
BROOKHILL	4	2	5	1	3	2	-	7	5	7	3	5	5	-	7	5	7	3	5	5	-	8	6	8	-	6	6	-
CALISTOGA	8	7	8	-	7	7	-	11	10	11	-	10	10	-	11	10	11	-	10	10	-	12	11	12	-	11	11	-
DANA POINTE	5	4	5	-	4	4	-	7	6	7	-	6	6	-	7	6	7	-	6	6	-	8	7	8	-	7	7	-
DEVONSHIRE	8	7	9	-	7	7	-	10	10	10	-	9	9	-	11	11	11	-	10	10	-	12	12	12	-	11	10	-
HUDSON FALLS	6	5	7	-	5	5	8	10	8	10	-	8	8	11	-	-	-	-	-	-	-	11	9	11	-	9	9	12
LOXLEY	10	9	-	-	9	9	-	12	11	-	-	11	11	-	12	11	-	-	11	11	-	13	12	-	-	12	12	-
MADISON	5	4	6	-	4	3	-	8	7	9	-	7	6	-	8	7	9	-	7	6	-	9	8	10	-	8	7	-
MISSION	6	5	6	-	5	5	6	9	8	9	-	8	8	10	9	8	9	-	8	8	10	10	9	10	-	9	9	11
PARK PLACE	6	5	6	3	5	5	-	9	7	9	6	8	7	-	9	7	9	6	8	7	-	10	8	10	-	9	8	-

# Wood & MDF Door Styles

▶ ONE STYLE – FOUR OPTIONS / PRICING

## 1 PICK YOUR STYLE

CALISTOGA



## 2 PICK YOUR PANEL



FLAT PANEL



RAISED PANEL



REVERSE RAISED PANEL



BEADED PANEL

See Section 200 of your Specifications Manual for additional details.

### PANEL TYPE / WOOD SPECIES / PRICE GROUP

DOOR STYLE	FLAT PANEL							REVERSE RAISED							RAISED							BEADED						
	CHERRY	HICKORY	KNOTTY ALDER	MDF	MAPLE	OAK	QS OAK	CHERRY	HICKORY	KNOTTY ALDER	MDF	MAPLE	OAK	QS OAK	CHERRY	HICKORY	KNOTTY ALDER	MDF	MAPLE	OAK	QS OAK	CHERRY	HICKORY	KNOTTY ALDER	MDF	MAPLE	OAK	QS OAK
POTTER'S MILL	6	4	6	2	4	4	-	9	7	9	6	8	7	-	9	7	9	6	8	7	-	10	8	10	-	9	8	-
PROVIDENCE	7	5	7	4	6	5	-	10	8	10	6	8	8	-	10	8	10	6	8	8	-	11	9	11	-	9	9	-
SONOMA	9	8	9	-	8	8	-	10	8	10	-	8	8	-	10	8	10	-	8	8	-	12	10	12	-	10	10	-
VALENCIA	8	-	-	-	7	-	-	11	-	-	-	10	-	-	11	-	-	-	10	-	-	12	-	-	-	11	-	-
VENICE	9	-	9	-	8	-	-	11	-	11	-	10	-	-	11	-	11	-	10	-	-	12	-	12	-	11	-	-
VICTORIA	9	-	-	-	8	-	-	11	-	-	-	10	-	-	11	-	-	-	10	-	-	12	-	-	-	11	-	-
WAKEFIELD	10	-	10	-	9	-	-	13	-	13	-	12	-	-	13	-	13	-	12	-	-	13	-	13	-	12	-	-
WINDWOOD	4	2	5	-	3	2	-	7	5	7	-	5	5	-	7	5	7	-	5	5	-	8	6	8	-	6	6	-

# Wood & MDF Door Styles

► ONE STYLE — FOUR OPTIONS

**BROOKHILL**  
Flat Panel



Eucalyptus Classic\*

**CALISTOGA**  
Raised Panel



Lakeshore Classic\*

**DANA POINTE**  
Raised Panel



Smoke Ebony Glaze  
and Highlight on oak

**DEVONSHIRE**  
Flat Panel



Magnolia Pewter Highlight\*

**HUDSON FALLS**  
Flat Panel



Castle Rock Dry Brush on  
quartersawn oak

**LOXLEY**  
Raised Panel



Eagle Rock Sable Glaze and  
Highlight on cherry

**MADISON**  
Flat Panel



Cypress Classic\*

**MISSION**  
Flat Panel



Celeste Classic\*

**PARK PLACE**  
Raised Panel



Irish Crème Classic\*

**POTTER'S MILL**  
Flat Panel




Earl Grey Ebony Highlight\*

**PROVIDENCE**  
Flat Panel



Fauna Classic\*

**SONOMA**  
Flat Panel



Sea Salt Classic\*

# Wood & MDF Door Styles

▶ ONE STYLE – FOUR OPTIONS / PRICING

**VALENCIA**  
Flat Panel



Peppercorn Ebony Glaze and Highlight on cherry

**VENICE**  
Raised Panel



Gray Owl Classic\*

**VICTORIA**  
Flat Panel



Bay Leaf Classic\*

**WAKEFIELD**  
Raised Panel



Peppercorn Appaloosa on knotty alder

**WINDWOOD**  
Flat Panel



Macchiato Pewter Highlight\*



\* Classic and Highlight paints available on maple or MDF on select door styles. Painted MDF is an alternative to maple. See material availability on pages 4-5.

# Wood Door Styles

▶ SPECIALTY

**BAHAMAS**



French Roast on oak

**ELLISON**



Smoke on cherry

SPECIES	PRICE GROUP	
	BAHAMAS	ELLISON
CHERRY	12	6
HICKORY	11	4
KNOTTY ALDER	12	6
MAPLE	11	5
OAK	10	5

# Wood Species & MDF

Paintable MDF is a great alternative to maple. Painted MDF gives a stylish, consistent look that is durable and more resistant to warping, expansion, and contraction than solid hardwoods.




MDF  
(Medium Density Fiberboard)



The rustic nature of this light brown wood showcases pin knots, open and closed knots, and mineral streaks that are embedded in uniform straight-grain patterns.



KNOTTY ALDER



The unique cutting of this oak creates close-knit vertical grain patterns that display a textured and figured appearance. Oak ranges in color from light tan to brown.




QUARTERSAWN OAK




MAPLE



CHERRY



OAK



HICKORY



The smooth texture and uniform grain patterns have a visible color range of creamy white to varying shades of brown, and turns amber with age.



The esteemed look of cherry ranges from light pink to varying shades of brown, and deepens in color with age.



Arching grain patterns are typical of the classic oak species. Natural wood colors range from light tans to dark reds and browns.



Bold, prominent grain patterns are characteristic of hickory. Additional features include: burls, pin knots, mineral streaks, and small sound knots.






# Wood Finishes



STAIN

Let the natural beauty of your chosen wood shine through. Accentuate door details with Highlight Only or add dimension with a hand-applied Glaze and Highlight.



PAINT

Give your cabinetry a smooth, uniform finish with Classic paint shades, or add character with hand-brushed Highlight Only or Glaze and Highlight options.



SPECIALTY

These one-of-a-kind finishes are created by skilled artisans through multi-step processes including hand brushing, color-washing, and/or distressing.

## Glaze Options

### ► STAIN & PAINT

#### HIGHLIGHT ONLY

Hand-brushing glaze on doors, drawer fronts, molding, and accessories accents and defines detail without changing the overall base color.

#### GLAZE AND HIGHLIGHT


Glaze is sprayed over all finished components, then hand-wiped, changing the base color. Highlighting is added to define details on doors, drawer fronts, moldings, and accessories.

#### STAIN ►


Hazelnut



Hazelnut Burnt Sienna Highlight Only



Hazelnut Burnt Sienna Glaze and Highlight



#### PAINT ►

Saffron Classic



Saffron Mocha Highlight Only



Saffron Mocha Glaze and Highlight




# Finishes

▶ MAPLE & MDF


## MAPLE & MDF CLASSIC PAINTS




Magnolia




Sea Salt



White Icing



Divinity



White  
Chocolate



Buff




Fauna




Safari



Gazelle



Irish Crème



Chai Latte



Macchiato



Sandpiper



Frappe



Earl Grey



Carriage Black



Gray Owl



London Fog



Perfect Storm



Dusk



Gale




Celeste



Billow



Lakeshore



Tidal



Marine



Bay Leaf



Aloe



Eucalyptus



Cypress



Sumac



Cayenne



Spanish  
Paprika



Buttercream



Saffron



Curry



Dried  
Lavender



Blush

## MAPLE & MDF HIGHLIGHT PAINTS



Magnolia  
Pewter  
Highlight



Sea Salt  
Pewter  
Highlight



White Icing  
Pewter  
Highlight



Divinity  
Burnt Sienna  
Highlight



Divinity  
Pewter  
Highlight



White  
Chocolate  
Mocha Highlight



White  
Chocolate  
Pewter Highlight



Irish Crème  
Pewter  
Highlight



Chai Latte  
Pewter  
Highlight



Macchiato  
Pewter  
Highlight



Macchiato  
Ebony  
Highlight



Frappe  
Ebony  
Highlight



Earl Grey  
Ebony  
Highlight




Saffron Mocha  
Highlight



Cayenne  
Sable  
Highlight



Dusk Ebony  
Highlight



Gale Pewter  
Highlight



Celeste  
Pewter  
Highlight

## MAPLE & MDF GLAZE AND HIGHLIGHT PAINTS



Morel Raw  
Umber  
Glaze and  
Highlight



Saffron Mocha  
Glaze and  
Highlight



Cayenne Sable  
Glaze and  
Highlight


## MAPLE GLAZE & HIGHLIGHT WITH HEIRLOOM DISTRESSING PAINTS\*




Morel Raw  
Umber  
Glaze and  
Highlight  
Heirloom  
Distressing



Saffron Mocha  
Glaze and  
Highlight  
Heirloom  
Distressing



Cayenne Sable  
Glaze and  
Highlight  
Heirloom  
Distressing



Carriage  
Black Ebony  
Glaze  
Heirloom  
Distressing

\* Not available on MDF

# Finishes

▶ MAPLE

## MAPLE STAINS



Champagne Natural Tumbleweed Sandalwood Hazelnut Chestnut Amaretto Rumberry




Ginger Snap Eagle Rock French Roast Brandywine Smoke Onyx Espresso

## MAPLE GLAZES Available in Highlight, or Glaze and Highlight.



Champagne Burnt Sienna Glaze Natural Burnt Sienna Glaze Tumbleweed Burnt Sienna Glaze Sandalwood Burnt Sienna Glaze Hazelnut Burnt Sienna Glaze Harvest Bronze Ebony Glaze\* Amaretto Ebony Glaze




Rumberry Ebony Glaze Ginger Snap Ebony Glaze Eagle Rock Sable Glaze French Roast Sable Glaze Brandywine Ebony Glaze Smoke Ebony Glaze

## COASTAL COLLECTION




Cottage White Dry Brush Castle Rock Dry Brush Harbor Mist Dry Brush Seagrass Dry Brush Islander Dry Brush



Castle Rock Sheer Harbor Mist Sheer Seagrass Sheer Islander Sheer

## APPALOOSA COLLECTION



Dove Appaloosa Silver Appaloosa




Buckskin Appaloosa Peppered Appaloosa

\*Only available in Glaze and Highlight.

# Finishes

▶ OAK & QUARTERSAWN OAK

## QUARTERSAWN OAK & OAK STAINS




## QUARTERSAWN OAK & OAK GLAZES Available in Highlight, or Glaze and Highlight.




## COASTAL COLLECTION



## STONEY BROOKE COLLECTION



## PAINT



† Finish not available in quartersawn oak

\*\* Finish not available in oak

\*Only available in Glaze and Highlight.

# Finishes

► CHERRY

## CHERRY STAINS



Cappuccino



Peppercorn



Natural



Tumbleweed



Sandalwood



Pecan



Chestnut



Amaretto



Rumberry



Eagle Rock



French Roast



Ginger Snap



Brandywine



Smoke




Espresso



Onyx


## CHERRY GLAZES Available in Highlight, or Glaze and Highlight.



Cappuccino  
Burnt Sienna  
Glaze



Peppercorn  
Ebony Glaze




Natural Burnt  
Sienna Glaze



Tumbleweed  
Burnt Sienna  
Glaze



Sandalwood  
Burnt Sienna  
Glaze



Pecan Burnt  
Sienna Glaze




Harvest Bronze  
Ebony Glaze\*




Amaretto  
Ebony Glaze




Rumberry  
Ebony Glaze



Eagle Rock  
Sable Glaze




French Roast  
Sable Glaze



Ginger Snap  
Ebony Glaze



Brandywine  
Ebony Glaze




Smoke Ebony  
Glaze

## APPALOOSA COLLECTION



Dove  
Appaloosa



Silver  
Appaloosa




Buckskin  
Appaloosa



Peppered  
Appaloosa

## PAINT



Carriage Black  
Ebony Glaze  
Heirloom  
Distressing

\*Only available in Glaze and Highlight.


# Finishes

## ► KNOTTY ALDER

### KNOTTY ALDER STAINS



Cappuccino



Peppercorn



Natural




Tumbleweed



Sandalwood



Hazelnut



Chestnut



Amaretto



Rumberry




Eagle Rock



French Roast



Walnut



Onyx



Smoke

### KNOTTY ALDER GLAZES Available in Highlight, or Glaze and Highlight.



Cappuccino  
Burnt Sienna  
Glaze



Peppercorn  
Ebony Glaze



Natural Burnt  
Sienna Glaze



Tumbleweed  
Burnt Sienna  
Glaze



Sandalwood  
Burnt Sienna  
Glaze



Hazelnut Burnt  
Sienna Glaze



Harvest  
Bronze Ebony  
Glaze\*



Chestnut  
Ebony Glaze



Amaretto  
Ebony Glaze



Rumberry  
Ebony Glaze




Eagle Rock  
Sable Glaze



French Roast  
Sable Glaze



Walnut  
Ebony Glaze




Smoke  
Ebony Glaze


### APPALOOSA COLLECTION




Dove  
Appaloosa



Silver  
Appaloosa




Buckskin  
Appaloosa



Peppered  
Appaloosa

### PAINT



Carriage Black  
Ebony Glaze  
Heirloom  
Distressing

\*Only available in Glaze and Highlight.

# Finishes

► HICKORY

## HICKORY STAINS



Champagne



Natural



Tumbleweed



Sandalwood



Pecan



Rumberry



Amaretto



French Roast



Smoke


## HICKORY GLAZES Available in Highlight, or Glaze and Highlight.



Tumbleweed  
Burnt Sienna  
Glaze



Sandalwood  
Burnt Sienna  
Glaze



Rumberry  
Ebony Glaze



Amaretto  
Ebony Glaze



French Roast  
Sable Glaze




Smoke  
Ebony Glaze

## PAINT



Carriage Black  
Classic



Carriage Black  
Ebony Glaze  
Heirloom  
Distressing



# Finishes

## ▶ DISTRESSING

Create the exact look you want with specialty distressing, offered in four levels of character—lightly with Heirloom, subtly worn with Antique and weather-beaten with Legacy. Specialty Appaloosa Collection finishes give you true-to-life aging.

### HEIRLOOM DISTRESSING FEATURES

- ① Dents (automated)
- ② Softly sanded corners and profiles

### ANTIQUE DISTRESSING FEATURES

- ① Hand applied dents
- ② Softly sanded corners and profiles

### LEGACY DISTRESSING FEATURES

- ① Hand applied dents
- ② Softly sanded corners and profiles
- ③ Knife splits
- ④ Worm holes
- ⑤ Cowtailing
- ⑥ Chisel marks

### APPALOOSA DISTRESSING FEATURES

- ① Hand applied dents
- ② Softly sanded corners and profiles
- ③ Knife splits
- ④ Worm holes
- ⑤ Cowtailing
- ⑥ Chisel marks
- ⑦ Brushed glaze accents


#### ▼ HEIRLOOM distressing

applicable to select wood door styles on select paint with glaze and highlight finishes



#### ▼ ANTIQUE distressing

applicable to select wood door styles on select stain with glaze and highlight finishes



#### ▲ LEGACY distressing

applicable to select wood door styles on select stain with glaze and highlight finishes

#### ▲ APPALOOSA COLLECTION

applicable to select wood door styles

# Specialty Finishes


## COASTAL COLLECTION FEATURES:

- ① Color-washed stain
- ② Dry hand-brushed accent (dry brush)

▼ COASTAL COLLECTION Seagrass Dry Brush  
applicable to wood and premium veneer door styles



▼ COASTAL COLLECTION Islander Dry Brush  
applicable to wood and premium veneer door styles



▲ COASTAL COLLECTION Cottage White Sheer  
applicable to wood and premium veneer door styles



▲ COASTAL COLLECTION Harbor Mist Dry Brush  
applicable to wood and premium veneer door styles



▲ COASTAL COLLECTION Castle Rock Sheer  
applicable to wood and premium veneer door styles

# Specialty Finishes

▼ STONEY BROOKE COLLECTION Cobblestone  
available on oak, quartersawn oak, and straight-grain red oak



### STONEY BROOKE FEATURES:

- 3 Multiple hand-applied glaze materials onto stain
- 4 Thicker than standard glaze
- 5 Varying shades of glaze
- 6 Textural feel and appearance



▲ STONEY BROOKE COLLECTION Boulder  
available on oak, quartersawn oak, and straight-grain red oak



▲ STONEY BROOKE COLLECTION Shale  
available on oak, quartersawn oak, and straight-grain red oak



▲ STONEY BROOKE COLLECTION Greystone  
available on oak, quartersawn oak, and straight-grain red oak

# Finish Select

Take cabinetry to a whole new level by creating a truly unique finish. Enhance the natural characteristics of wood with Highlight or Glaze and Highlight, or choose a specialty paint finish. Add richness with techniques such as dry brushing and distressing.

Once you have selected your door style, follow these simple steps to create a finish to complete your look. Remember to order and approve a sample door before placing your order.

## 1 CHOOSE YOUR BASE FINISH (Stain, Classic Paint, Custom Paint, Coastal Sheer)

## 2 CHOOSE YOUR GLAZE COLOR (Optional)



BURNT SIENNA



EBONY



SABLE



RAW UMBER




MOCHA



PEWTER\*

\*Available in Highlight Only.

## 3 CHOOSE YOUR GLAZE APPLICATION (If glaze is chosen in step 2)



HIGHLIGHT ONLY



GLAZE AND HIGHLIGHT




Light dry-brushed taupe accents available on any base color.


## 5 CHOOSE YOUR DISTRESSING (Optional)



HEIRLOOM  
Machine dents, sand through



ANTIQUE  
Hand dents, round over



LEGACY  
Antique plus rasping, worm holes, chisel marks, knife splits and cowtailing.

## 4 ADD DRY BRUSH (Optional)

## 6 CHOOSE YOUR SHEEN

- ▶ SATIN
- ▶ SEMI-GLOSS

# Exclusive Styles & Colors

## ▶ ACRYLIC

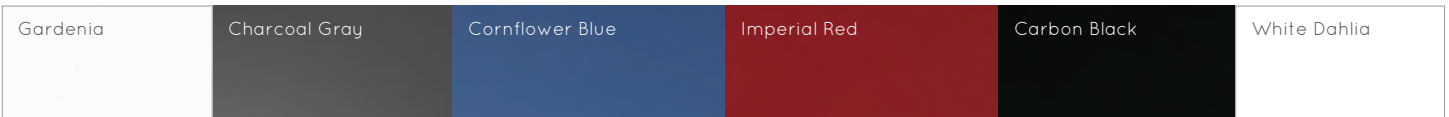
GIBSON Price Group 10



Imperial Red



Gibson acrylic Gardenia with Catania brushed stainless steel and Frosted glass





## ▶ THE REMNANTS COLLECTION TEXTURED MELAMINE

PIKE'S PEAK Price Group 10




Silver Moss



Pike's Peak in Tobacco textured melamine

# Premium Veneer & MDF

These premium hardwood veneer styles are available exclusively on the Bella door style to add eye-catching, trend-forward looks to your home. Or, select a paintable MDF door for maximum durability with minimum maintenance.



MDF  
(Medium Density Fiberboard)



RECONSTITUTED/  
STRAIGHT-GRAIN




ALL THEIR OWN

Paintable MDF is a great alternative to maple. Painted MDF gives a stylish, consistent look that is durable and more resistant to warping, expansion, and contraction than solid hardwoods. Refer to pages 10-11 for our complete offering.

Layers of veneer are aesthetically combined to form uniform grain with high contrasting colors in Reconstituted veneers. Straight-grain Red Oak is a premium cut veneer displaying beautiful character and natural figuring of the wood.

These highly desirable veneers, like Bamboo or Sycamore, boast unique irregular patterns and contrast, offering a specialized look to your décor.

## ▼ BELLA



Rosewood Natural



SPECIES	PRICE GROUP
BAMBOO	12
BEECH	12
MDF	5
RECONSTITUTED HEARTWOOD	7
RECONSTITUTED WHITEWOOD	6
ROSEWOOD	12
STRAIGHT-GRAIN RED OAK	7
SYCAMORE	13
WENGE	12

# Finishes

▶ ALL THEIR OWN

---

▶ ALL THEIR OWN Available with Natural Finish



# Finishes

▶ RECONSTITUTED

---

## RECONSTITUTED HEARTWOOD



Natural




Tumbleweed




Sandalwood



Pecan



Chestnut




Amaretto



Rumberry




Ginger Snap




Brandywine



Smoke



Espresso



Onyx

# Finishes

## ▶ RECONSTITUTED WHITEWOOD

### RECONSTITUTED WHITEWOOD STAINS



Natural



Tumbleweed




Sandalwood



Hazelnut



Chestnut



Amaretto




Rumberry



Ginger Snap



Brandywine



Espresso



Onyx

### COASTAL COLLECTION



Cottage White  
Dry Brush



Castle Rock  
Dry Brush



Harbor Mist  
Dry Brush




Seagrass  
Dry Brush




Islander  
Dry Brush




Castle Rock  
Sheer



Harbor Mist  
Sheer



Seagrass  
Sheer



Islander  
Sheer



# Finishes

## ▶ STRAIGHT-GRAIN RED OAK

### STRAIGHT-GRAIN RED OAK STAINS



Champagne



Natural



Cappuccino



Peppercorn



Tumbleweed



Sandalwood




Hazelnut



Pecan




Chestnut




Amaretto




Rumberry



Walnut



Smoke



Onyx


### STRAIGHT-GRAIN RED OAK GLAZES



Tumbleweed Burnt  
Sienna Glaze and  
Highlight



Sandalwood Burnt  
Sienna Glaze and  
Highlight




Smoke Ebony  
Glaze and  
Highlight


### COASTAL COLLECTION



Cottage White  
Dry Brush




Castle Rock  
Dry Brush



Harbor Mist  
Dry Brush




Seagrass  
Dry Brush




Islander  
Dry Brush



Cottage White  
Sheer



Castle Rock  
Sheer



Harbor Mist  
Sheer




Seagrass  
Sheer




Islander  
Sheer

### STONEY BROOKE COLLECTION




Greystone



Cobblestone



Boulder



Shale


# Thermofoil

CALEDON



Polar

EATON



Tigereye Walnut

FENWICK



Polar

LEIGHTON




Amber Walnut

LINCOLN



Dune

WATTSBURG



Honeysuckle Cherry

WINTERBERRY



Amber Walnut

DOOR STYLE


PRICE GROUP

CALEDON - MATTE	7
EATON - GLOSS	8
EATON - MATTE	1
EATON - WOODGRAIN	3
FENWICK - MATTE	4
LEIGHTON - GLOSS	9
LEIGHTON - MATTE	3
LEIGHTON - WOODGRAIN	4
LINCOLN - MATTE	6
WATTSBURG - MATTE	6
WATTSBURG - WOODGRAIN	7
WINTERBERRY - MATTE	4
WINTERBERRY - WOODGRAIN	5

# Colors

## ► THERMOFOIL

Thermofoil offers realistic woodgrains, deep colors and protective gloss, satin or matte layers resulting in lustrous and durable finishes.



MATTE



A solid, soft and muted finish available in two neutral tones.



WOODGRAIN



Woodgrain finishes provide a realistic-looking, durable alternative to hardwoods.




GLOSS



Gloss is often used for contemporary or urban designs. These high luster finishes are available in a wide variety of colors.

### MATTE



Polar



Dune

### WOODGRAIN



Golden Applewood




Honeysuckle Cherry



Tigereye Walnut




Amber Walnut




Kona Oak

### GLOSS




Whitecap



Pearl



Brushed Sterling



Midnight



Ruby Red

# Craftsmanship

Design-Craft cabinets are created one at a time, one order at a time. Your cabinets are built to your exact specifications for style, organization and detailing. Inside every cabinet, you'll find exceptional craftsmanship and unique benefits.

## ◻ QUALITY INSIDE & OUT



▲ **HEAVY-DUTY 3/4" thick materials**  
The ultimate in confidence with standard furniture board or upgraded plywood cases (sides, bottoms and floors) that are 33% thicker than most framed cabinets.



◀ **MAPLE natural melamine interior**  
A beautiful, natural-looking maple melamine interior applied to standard furniture board or natural maple veneer interiors applied to upgraded plywood.



◀ **WHITE melamine interior**  
A bright, fresh cabinet interior greets you every time with white melamine, applied to either standard furniture board or upgraded plywood.

## ◻ PEACE & QUIET. STANDARD.

Design-Craft has built-in benefits that may not be top-of-mind, but are definitely appreciated once installed.



▲ **QUIET CLOSING doors**  
Special 110-degree opening door hinges slow the occasional slam for a peaceful kitchen, day and night.



◀ **QUIET CLOSE FULL EXTENSION drawer guides**  
Every Design-Craft drawer features full extension drawer guides that give you access to everything inside. A simple push will get these drawers going into the closed position, softly and quietly.



# Craftsmanship

▼ STANDARD Design-Craft brings premium features to every product as standard.



▲ 3/4" THICK FURNITURE BOARD end panels  
Shown with finished end.



▲ 5/8" THICK SOLID-WOOD DOVETAIL drawers

▼ UPGRADES Upgrade options allow you to choose the look and level of performance you desire in your home.



▲ 3/4" THICK PLYWOOD end panels  
Shown with finished end.



▲ INTIVO METAL DRAWERS  
Easy-clean metal drawer sides and melamine bottoms make a bright, fresh complement to contemporary kitchens.

# Craftsmanship

## ▼ DRAWER CONSTRUCTION

Our drawer boxes maintain solid construction, giving you trustworthy durability and lasting strength. We are proud that all Design-Craft cabinets are built here in the USA, ensuring high quality and also strengthening local economies.


Drawers feature:

- 5/8" thick hardwood sides
- 1/4" thick fully-captured drawer bottom
- Furniture-quality dovetail construction
- Sealed with clear coat for easy cleaning

NOTE: Wood character and color variations are visible in hardwood.



Fully captured drawer bottom



Dovetail construction

## ▼ PLYWOOD

All Design-Craft plywood is sourced from domestic forests, including timber salvaged from wildfires and natural disasters. Because we are committed to environmental stewardship in our production processes, approximately 350,000 trees are planted for every one felled. We also ensure that our plywood meets or exceeds the highest standards for air quality (including TSCA Title VI and CARB emissions standards) and can contribute to LEED credits, as well.

For plywood upgrade cabinets, we use only the highest grade materials, including two types of plywood:

- Traditional plywood with an all-fir-crossband core has an ideal strength-to-weight ratio for many cabinet parts, so it is used for end panels, shelves, stretchers, hanging rails, etc.
- Engineered plywood with an MDF crossband core creates a superior surface for accepting stains and paints, so it is used for finished surfaces such as finished ends and matching finished interiors.





Gibson in Charcoal Gray acrylic, and  
Pike's Peak in Desert Wood textured melamine

# Design-Craft

10501 10th Street, Waconia, MN 55387

Great design.  
Greater capacity.

Create a space that expands your horizons and  
launches you into your passions.

DESIGNCRAFTCABINETS.COM



#### PRODUCT AVAILABILITY

Styles and product availability may vary slightly from those shown in this guide due to material availability and/or improvements to our designs. Specifications are subject to change without notice.

#### PRINTING LIMITATIONS

Product photography and illustrations have been reproduced as accurately as print and web technologies permit. To ensure highest satisfaction, we suggest you view an actual sample from your nearest Design-Craft dealer for best color, wood grain and finish representation.



Design-Craft Cabinets may help your building or project achieve LEED certification by contributing towards credits in two areas: Materials and Resources and Regional Materials.



Kitchen Cabinet Manufacturers Association Environmental Stewardship Program All products impact the environment. For ESP program criteria, visit [kcma.org](http://kcma.org)



Cabinets that comply with the nationally recognized KCMA/ANSI 161.1 Standard and bear the KCMA certification seal have successfully completed a rigorous battery of tests simulating years of typical household use. For program criteria, visit [kcma.org](http://kcma.org)